

cardiolife

Defibrillators TEC-5600 series

Improving quality
of resuscitation



Fighting Disease with Electronics

 **NIHON KOHDEN**



Transitioning back to Life





Saving Life

Shock Efficiency on Demand

Fast shocks and continuous observation

Less than 4 seconds: It takes less than 4 seconds to charge 200 J with either AC power or a fully charged new battery. Faster charging time helps you deliver energy quickly when VF is observed.

3 seconds: ECG baseline recovers within 3 seconds after defibrillation. The defibrillation result and patient condition can be monitored quickly.

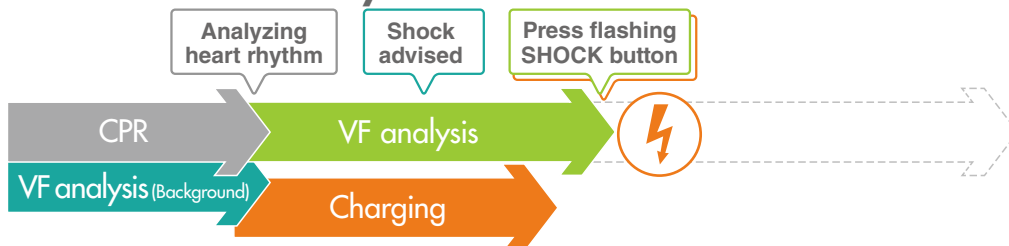
Even in AED mode...

Continuous VF analysis is available on TEC-5600 series. With this function, the ECG waveform can be analyzed even during CPR and energy charging starts before the shock is advised. This helps you deliver faster defibrillation than ever before.

Conventional AED mode



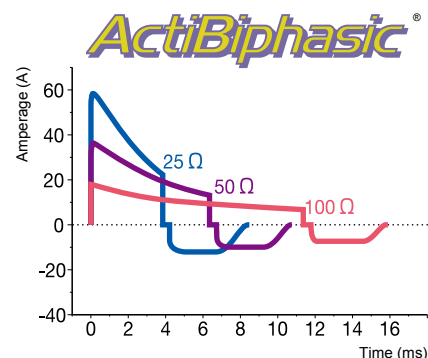
Continuous VF analysis



For more effective defibrillation...

20 ms: It is important for effective defibrillation to deliver all the necessary energy to patient within 20 ms.

Nihon Kohden's unique ActiBiphasic® technology keeps the 2nd phase duration within 4 ms. This reduces total energy delivery duration close to 20 ms even in high impedance patients.



Restoring Life

Assure Effectiveness of Resuscitation

Ensure advanced airway management and high quality CPR

Nihon Kohden's cap-ONE® is the world's smallest and lightest mainstream CO₂ sensor. It is suitable for emergency sites because of the simple heater-less design. This CO₂ sensor has a fast response which is helpful to confirm tracheal tube position, ensure quality of CPR and be an early indicator for ROSC during CPR as recommended by international guidelines.

cap-ONE®



Early indicator
for ROSC
during CPR

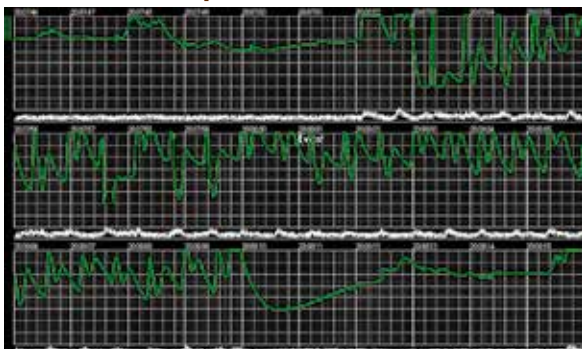
Confirm
tracheal tube
position

Ensure
quality of
CPR

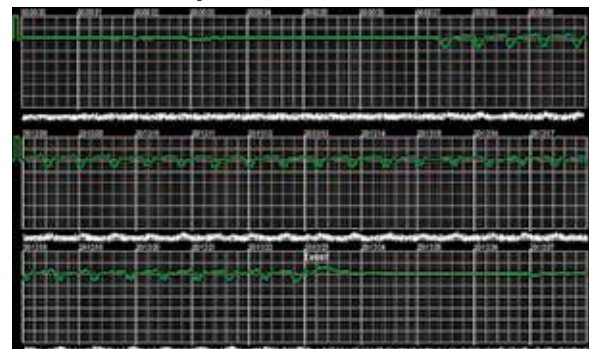
Minimize pause during CPR

Nihon Kohden's pads, P-700 series are less affected by baseline drift during CPR compared to conventional pads. They minimize the CPR pause period as ECG waveforms can be seen even under chest compressions.

Conventional pads



P-700 series pads



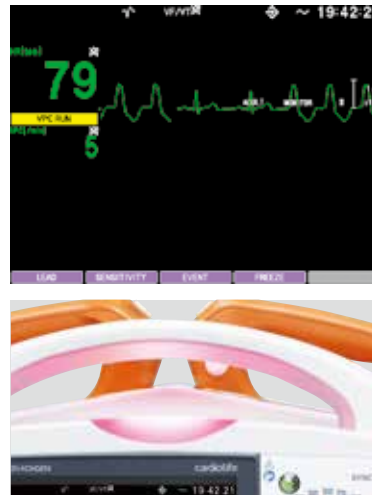
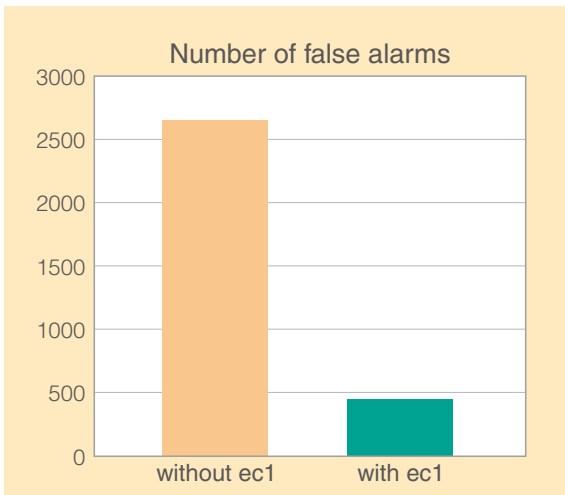


Sustaining Life

Post Cardiac Arrest Management

You won't miss arrhythmia...

Nihon Kohden's ec1 arrhythmia analysis algorithm can drastically reduce false alarms. You won't miss arrhythmia by using TEC-5600 series with high reliability arrhythmia alarms.



Arrhythmia detection is indicated by the alarm indicator, alarm sound and alarm message on the screen.

Decision support of post cardiac arrest

The ECG of before and after defibrillation can be reviewed on a PC with optional viewer software. The data help the doctor determine the treatment for a patient who is brought to the hospital after collapsing outside the hospital.



Smart transportation

ECG, CO₂ and SpO₂ sensors and cables of TEC-5600 series defibrillators can be used interchangeably with TEC-8300 series defibrillators and Nihon Kohden patient monitors. You don't need to change sensors and cables on the patients; just connect them to the other devices for smooth transportation.



Every Mom

Always be ready

The status indicator informs you of daily and monthly self-test results. This helps keep your defibrillator always working and ready for its critical role in resuscitation.

The most critical component, the high voltage capacitor, has a unique high reliability design. The high voltage capacitor is divided into thousands of individual cells to prevent sudden, total failure of the capacitor. Even if any part fails, the remaining cells can still provide shock.



Intuitive operation

The control dial provides intuitive operation for energy selection and mode selection such as AED, MONITOR, SETUP, BASIC CHECK and PACING modes.



An onscreen operation guide makes TEC-5600 series defibrillators extremely easy to use. Illustrations provide more information than simple alarm messages. For example, a "CONNECTOR OFF" technical alarm message advises how to resolve the problem.

The guide also shows the recommended measurement method for each parameter.



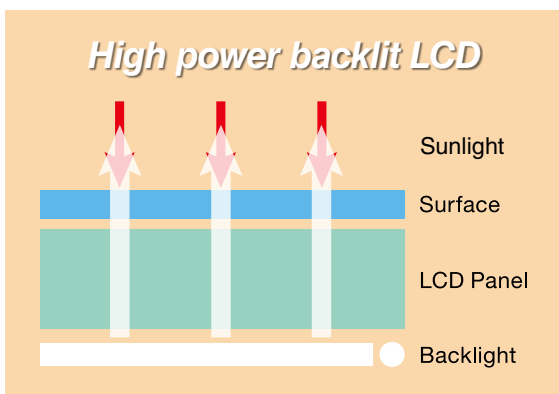


ent Counts

Always visible

The emergency environment is not always favorable to defibrillators. Outside the ambulance, the daylight can interfere with LCD screen visibility.

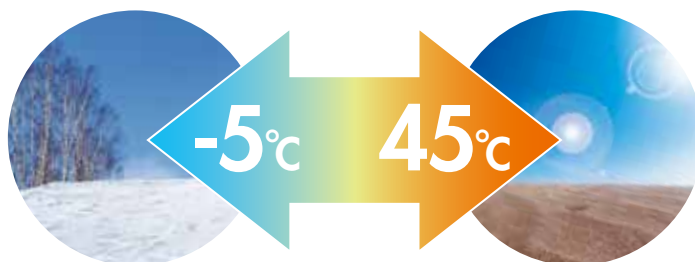
With a high power backlit LCD, TEC-5600 series provide clear visibility even under strong sunlight.



Conventional display: 450 cd/m², TEC-5600 display: 1000 cd/m²

Wide range of operation environments

● Operating temperature



● High waterproof property and high dust resistance based on IP44

*TEC-5621 and TEC-5631
with a pad adapter, TEC-5611

Applicable when connecting all
patient cables



● Vibration:

- MIL-STD-810F 514.5 Category 4 (Truck Restrained Cargo)
- MIL-STD-810F 514.5 Category 9 (Helicopter)

Lineup

	External Paddle	Disposable Pad	Internal Paddle	3/6 Lead ECG	Cardioversion	AED mode	Recorder	SpO ₂ (option)	CO ₂ (option)	External Pacing
TEC-5601	✓							✓	✓	
TEC-5611		✓		✓	✓	✓	✓	✓	✓	
TEC-5621	✓	✓ (option)	✓ (option)	✓	✓	✓	✓	✓	✓	
TEC-5631	✓	✓ (option)	✓ (option)	✓	✓	✓	✓	✓	✓	✓

Specifications

Dimensions	311 (W) × 288 (H) × 242 (D) mm
Weight	TEC-5601: 6.4 kg (Including battery and external paddle) TEC-5611: 5.7 kg (Including battery) TEC-5621: 6.8 kg (Including battery and external paddle) TEC-5631: 6.9 kg (Including battery and external paddle)
Display	6.5 inch color LCD
Energy selection	2 - 270 J
Battery operating time	180 minutes continuous monitoring 100 discharges at 270 J 120 minutes fixed mode pacing (180 pulses/min, 200mA)
Charging time	Less than 4 seconds to 200 J (in both AC and fully charged battery operation)

Major options



Cart, KD-561V



CO₂ sensor kit,
TG-970P [P909]



CO₂ sensor kit,
TG-920P [P907]



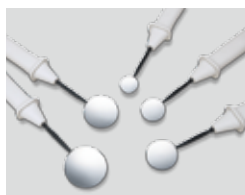
SpO₂ connection cord,
JL-900P [K931]



Multi parameter/SpO₂
unit, QI-564V



Disposable pads
for adult/pediatric [H329]



Internal paddle electrode,
ND-86x series

Battery pack, NKB-301V [X065]
Battery charger, SB-551V
Bluetooth module, QI-832V
SD card, [Y154D]

Defibrillation report viewer (ECG and voice), QP-551VK
Upgrade kit for arrhythmia analysis software, QS-831V
Bed rail hook, YZ-047H4
Gel holder kit, YZ-025H0
Wall mount, KG-561V

SD is a trademark of SD-3C, LLC.

This brochure may be revised or replaced by Nihon Kohden at any time without notice.



NIHON KOHDEN CORPORATION
1-31-4 Nishiochiai, Shinjuku-ku, Tokyo 161-8560, Japan
Phone +81 (3) 5996-8036 Fax +81 (3) 5996-8100
www.nihonkohden.com